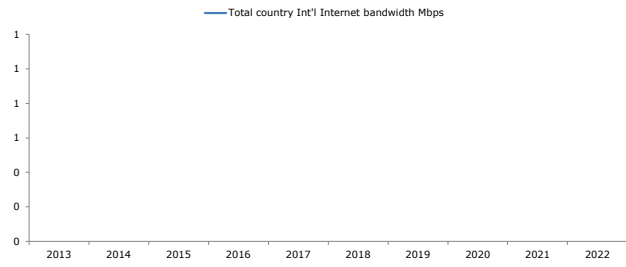




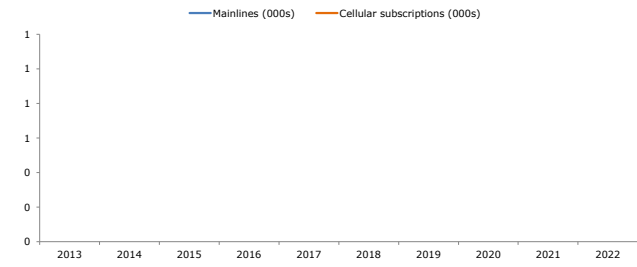
Algeria Telecommunications Market Indicators and Projections December 2018

| DEMOGRAPHICS | 2013 | 2014 | 2015 | 2016 | 2017 | 2018 | 2019 | 2020 | 2021 | 2022 | COMPOUND ANNUAL GROWTH RATE | | |
|--|------|------|------|------|------|------|------|------|------|------|-----------------------------|------------|------------|
| | | | | | | | | | | | CAGR 13-17 | CAGR 18-22 | CAGR 13-22 |
| Population (000s) | | | | | | | | | | | | | |
| Population growth (000s) | | | | | | | | | | | | | |
| Population growth % | | | | | | | | | | | | | |
| Number of households (000s)* | | | | | | | | | | | | | |
| Households growth (000s) | | | | | | | | | | | | | |
| Household size | | | | | | | | | | | | | |
| <small>*Estimated</small> | | | | | | | | | | | | | |
| ECONOMY | | | | | | | | | | | | | |
| GDP (US\$ millions) | | | | | | | | | | | | | |
| GDP per capita (US\$) | | | | | | | | | | | | | |
| IT AND INTERNET INFRASTRUCTURE | | | | | | | | | | | | | |
| Fixed Internet accounts (000s)* | | | | | | | | | | | | | |
| Fixed Internet accounts added (000s) | | | | | | | | | | | | | |
| Fixed Internet accounts penetration % | | | | | | | | | | | | | |
| Internet users (000s)* | | | | | | | | | | | | | |
| Internet users penetration % | | | | | | | | | | | | | |
| Total country Int'l Internet bandwidth Mbps | | | | | | | | | | | | | |
| Bandwidth added Mbps | | | | | | | | | | | | | |
| Bandwidth growth % | | | | | | | | | | | | | |
| <small>*Estimated</small> | | | | | | | | | | | | | |
| TELECOMS INFRASTRUCTURE | | | | | | | | | | | | | |
| Number of fixed voice operators | | | | | | | | | | | | | |
| Mainlines (000s) | | | | | | | | | | | | | |
| Mainlines added (000s) | | | | | | | | | | | | | |
| Growth % | | | | | | | | | | | | | |
| Mainlines penetration % | | | | | | | | | | | | | |
| Fixed broadband subscriptions (000s) | | | | | | | | | | | | | |
| Fixed broadband subscriptions added (000s) | | | | | | | | | | | | | |
| Growth % | | | | | | | | | | | | | |
| Fixed broadband subscriptions as a % of total fixed Internet accounts | | | | | | | | | | | | | |
| Number of cellular operators | | | | | | | | | | | | | |
| Cellular subscriptions (000s) | | | | | | | | | | | | | |
| Cellular subscriptions added (000s) | | | | | | | | | | | | | |
| Growth % | | | | | | | | | | | | | |
| Cellular penetration % | | | | | | | | | | | | | |
| Prepaid cellular subscriptions (000s) | | | | | | | | | | | | | |
| Prepaid cellular subscriptions added (000s) | | | | | | | | | | | | | |
| Prepaid cellular subscriptions growth % | | | | | | | | | | | | | |
| Prepaid cellular subscriptions as a % of total cellular subscriptions | | | | | | | | | | | | | |
| Postpaid cellular subscriptions (000s) | | | | | | | | | | | | | |
| Postpaid cellular subscriptions added (000s) | | | | | | | | | | | | | |
| Postpaid cellular subscriptions growth % | | | | | | | | | | | | | |
| Postpaid cellular subscriptions as a % of total cellular subscriptions | | | | | | | | | | | | | |
| Mobile broadband accounts (000s) | | | | | | | | | | | | | |
| Mobile broadband accounts added (000s) | | | | | | | | | | | | | |
| Mobile broadband growth % | | | | | | | | | | | | | |
| Mobile broadband accounts as a % of total cellular subscriptions | | | | | | | | | | | | | |

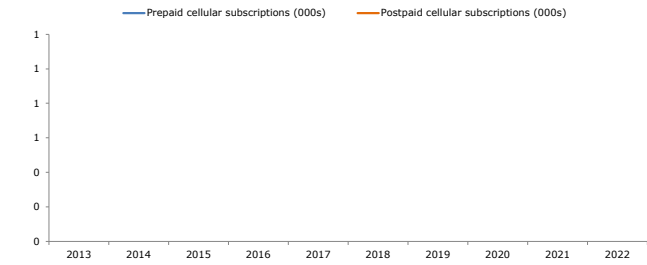
Total country bandwidth



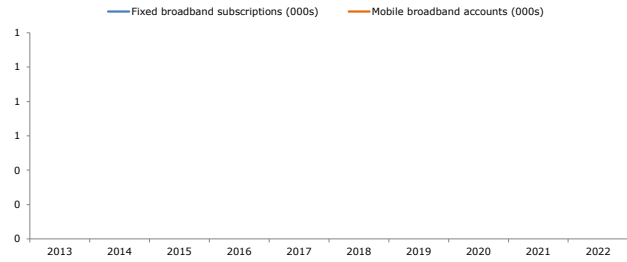
Cellular and mainlines



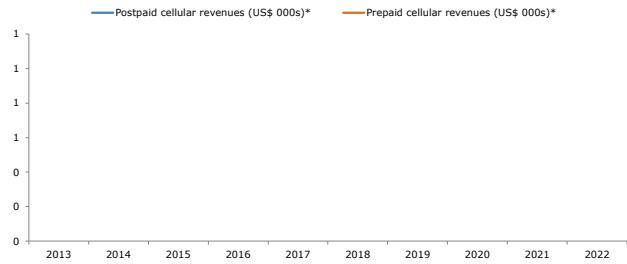
Postpaid/prepaid cellular subscriptions



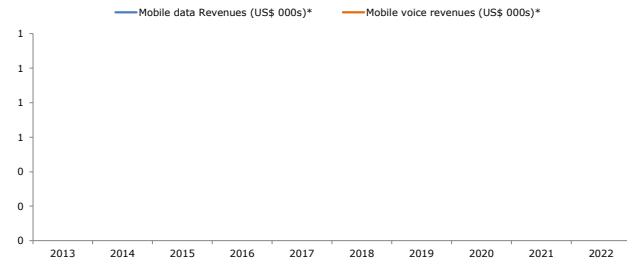
Mobile broadband and fixed broadband lines



Postpaid/prepaid revenues



Data/Voice mobile revenues



This report has been delivered to Client as part of the subscription to Arab Advisors Group Strategic Research Service to be used exclusively by its employees.

Copyright notice: Copyright 2018 by Arab Advisors Group. All rights reserved. Arab Advisors Group owns all copyrights and proprietary rights of this report. Any and all material contained in this report are not to be reproduced or distributed in whole or in part without the prior expressed and written permission of Arab Advisors Group. Any unauthorized use, disclosure, copying, selling, distribution or in any way transfer of any direct or indirect information from this report and commentary will be prosecuted. Removing, erasing or hiding from view any copyright, trademark, confidentiality notice, mark or legend appearing on Arab Advisors Group products or any form of output is strictly prohibited, and will be under legal responsibility. The information contained in this report has been obtained from sources we believe to be reliable, but neither its completeness nor accuracy can be guaranteed. Opinions expressed are based on our interpretation of the available information, and are subject to change.